
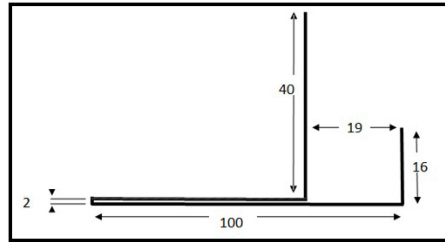



XT-EPRCT (End profile reveal cover trim)



PRODUCT	DIMENSIONS	APPLICATION
---------	------------	-------------

Technical specification

Substrate	Aluminium alloy 1050A series H14 – 60% min recycled content
Gauge	1.00mm
Length	3000mm
Paint system	Polyester powder coating to  std (min 60µ thickness.)
Fire rating	A2
Warranty	20 years std warranty
Cutting	Use a TFT Tungsten carbide aluminium cutting blade
Fixing	We recommend stainless steel screws with low profile head. Maximum 600mm fixing centres.

Safety data

Composition	Aluminium product powder coated. Roll, formed, brake pressed or extruded.
Hazards identified	Some sharp edges to product. No chemical hazard with the product. Powder coating is TGIC free.
First aid measures	Skin- Clean and dress cuts or lacerations. Eyes- Wash out dust or swarf with clean water.
Fire fighting measures	Powder coating can release small amounts of fumes in a fire. Wear breathing apparatus if ventilation is poor. Cool product exposed to fire with water hoses.
Accidental release measures	Not applicable

XT-EPRCT (End profile reveal cover trim)

Safety data (continued)

Handling and storage	Store horizontally or vertically and observe manual handling procedures. Keep away from extreme heat.
PPE requirements	Normal industrial protection such as overalls, gloves and safety glasses to be worn when working with this product
Physical and chemical properties	Solid, odourless and inert under normal temperatures
Stability and reactivity	Inert
Toxicological information	Inhalation of dust may cause respiratory irritation and coughing.
Ecological information	Non Hazardous
Disposal considerations	Metal recycling centre. The product is recyclable.
Transport information	Not classified as hazardous for transport
Regulatory information	Not applicable
Other information	The information above describes the product only in terms of health and safety risks

Cleaning and maintenance

As with any organic coating, in order to retain the aesthetic qualities and the expected long term durability of the powder coating, it is important that the coating is cleaned regularly.

The frequency depends upon the environment in which the coating is in service and in line with the terms outlined in the guarantee.

It should be noted that one of the conditions of the guarantee is that the coating is cleaned at the specific frequency and that the building owner retains proof of cleaning. Cleaning of the powder coating is an important part of the routing maintenance of the building. It is for this reason that we advise that only companies who specialise in this type of work are used for large cleaning operations.

XT-EPRCT (End profile reveal cover trim)

Cleaning and maintenance

The powder coating can be cleaned using a solution of mild detergent in warm water. All surfaces should be cleaned using a soft cloth, sponge or a natural bristle brush. Abrasive materials should be avoided, as they will damage the coating. If the coating has become heavily soiled it may be difficult to remove the soiling using only a mild detergent.

In order to overcome this problem, any mild, non-abrasive household cleaner may be used (after applying to a small test area first). Cleaners containing Esters, Ketones or chlorinated hydrocarbons must not be used.

Should oil or grease deposits exist, strong solvents must not be used to remove them. White spirit has been tested and approved for this purpose.

Whilst tests show that products of this type may be used successfully in the removal of heavy surface deposits, particular care must be exercised in their use to avoid any scuffing of the powder coating.

It is recommended that in all cases, such products are reserved for heavy soiling only and should be tested on small areas of the soiled powder coating first to assess their efficiency.

After application, all detergents and cleaners must be thoroughly rinsed away with clean water.